

LEVEL 2

2<sup>nd</sup> - 3<sup>rd</sup>





# HAVE YOU USED A TREE TODAY?

Yes you have! We use trees EVERY day in a LOT of ways. In fact, we couldn't LIVE without trees! Draw a line from each box that describes how we use trees to the picture that matches it hidden in the tree.

1

Take a deep breath... now let it out. You breathe in oxygen and breathe out carbon dioxide. Algae in oceans and trees produce the oxygen we breathe every day. Your brain and the rest of your body can't get along without it!

2

Trees help cool the earth. Trees cool the air and the soil around them by providing shade. It is 10 to 15 degrees cooler in the shade than it is in the sun! They keep water cool for cold temperature-dependent species like salmon and trout.

3

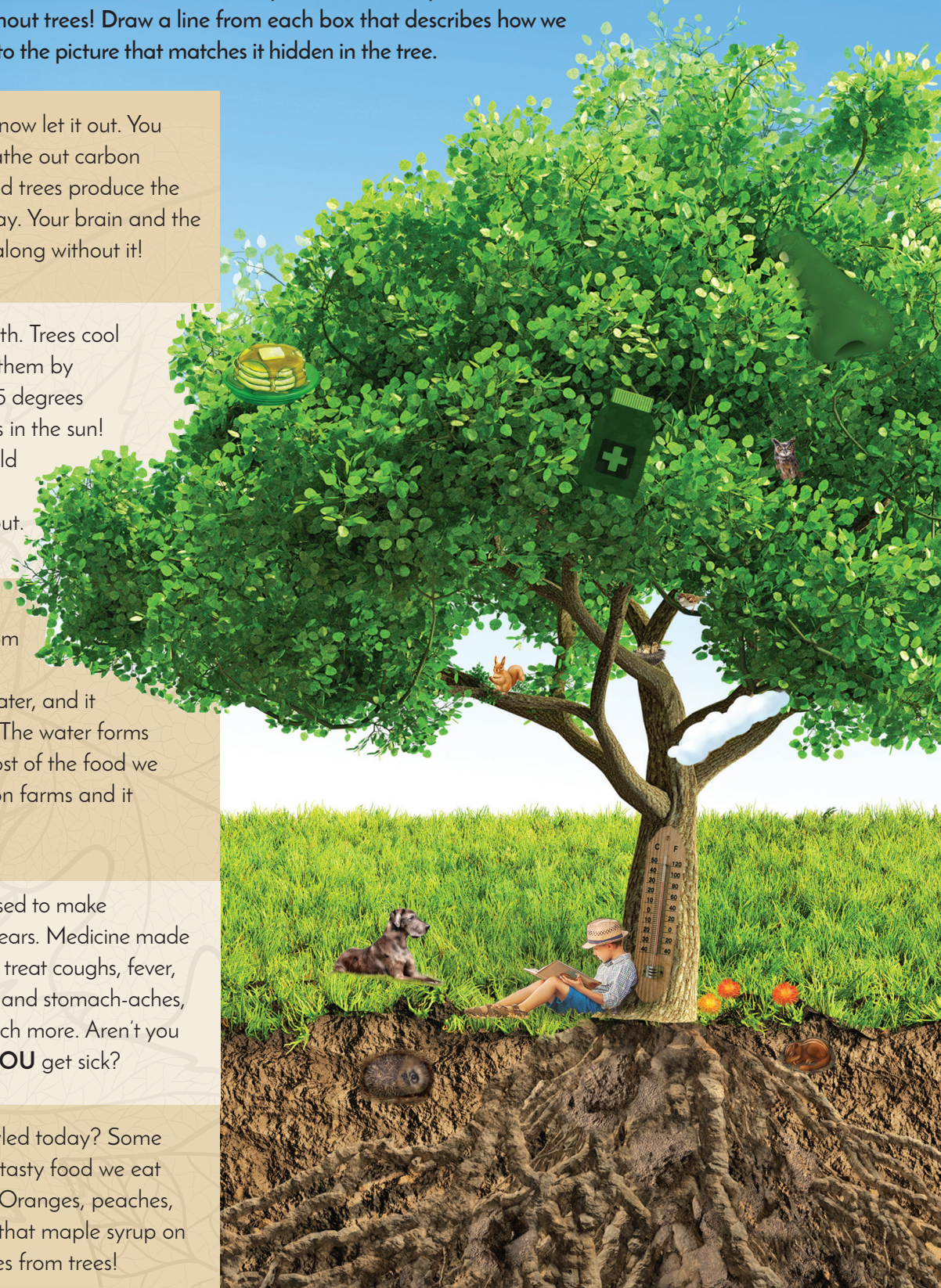
Forests help make it rain. Trees soak up water from the soil, heat from the sun makes the leaves lose the water, and it ends up in the atmosphere. The water forms clouds and we get rain! Most of the food we eat grows in gardens and on farms and it wouldn't grow without rain!

4

Tree parts have been used to make medicine for thousands of years. Medicine made from trees has been used to treat coughs, fever, heart problems, headaches and stomach-aches, skin diseases and much, much more. Aren't you glad we have trees when **YOU** get sick?

5

Has your tummy growled today? Some of the healthiest and most tasty food we eat or drink comes from trees. Oranges, peaches, cherries, pecans and even that maple syrup on top of your pancakes comes from trees!




Trees are a **RENEWABLE RESOURCE**. When trees are harvested for **YOU** to use, the trees can be replaced by planting new trees.



# HOW DO TREES GROW?

A tree grows in three ways.

Its **CROWN** gets **TALLER**. Its **TRUNK** gets **WIDER**. Its **ROOTS** go **DEEPER** into the soil.



Can you think of three ways **YOU** grow?

1. \_\_\_\_\_
2. \_\_\_\_\_
3. \_\_\_\_\_

Use words from the word boxes at the bottom of the page to fill in the blanks.

The **CROWN** of a tree is made up of the \_\_\_\_\_ **a** \_\_\_\_\_, \_\_\_\_\_ **g** \_\_\_\_\_ and \_\_\_\_\_ **r** \_\_\_\_\_ that form the top of the tree. The crown collects energy from the sun and uses it to make air for us to breathe! Draw a **“crown”** around the crown of the tree.

The **TRUNK** of the tree is the part that is above the \_\_\_\_\_ **l** \_\_\_\_\_ and is covered with \_\_\_\_\_ **a** \_\_\_\_\_. It gives the tree support to help keep it from falling down and holds up the **c** \_\_\_\_\_. Draw a **rectangle** around the trunk of the tree.

The **ROOTS** of the tree grow down into the soil and keep it in place. The \_\_\_\_\_ **o** \_\_\_\_\_ of the tree are about the same size as the crown of the tree! As the tree grows and gets bigger it needs lots of roots to collect the \_\_\_\_\_ **r** \_\_\_\_\_ and \_\_\_\_\_ **t** \_\_\_\_\_ it needs from the soil. Draw a **circle** around the roots of the tree.

branches crown leaves nutrients bark  
 roots soil twigs water

TREES CUT DOWN FOR YOU TO USE + PLANTING NEW TREES = A RENEWABLE RESOURCE

# KOALA

# ANIMALS NEED



Sleeps for almost 20 hours a day!

Animals all over the world live in forests and use trees for food and a place to live. Read about each animal and mark where they live on the map.

The **Koala** is a mammal that comes from Australia and lives in the eucalyptus tree. They enjoy eating the leaves of eucalyptus trees. The leaves don't have very much nutrition, so Koalas are very draggy. They sleep for almost 20 hours a day!

**How many hours a day do you sleep?** \_\_\_\_\_ The Koala population is dropping rapidly due to people cutting trees down and not planting new trees. **Write the letter "K" on the map on the next page to mark where the Koala lives.**



# TARSIER



Eyes as big as their brains!

The **Tarsier** is a primate that lives in trees on the islands of Southeast Asia. They have long back legs and big eyes. Each eye is about 16mm in diameter, which is about the same size as its brain! Their fingers are long too. The third finger is as long as the whole upper arm. **Is your third finger as long as your upper arm?**

\_\_\_\_\_ Their long legs and fingers make them very good at leaping through the trees and clinging to branches. They eat insects, small birds, lizards, snakes and bats that they find in the trees.

**Draw a set of "big eyes" on the map where Tarsiers live.**

The **Green tree python** lives in trees and can be found in Indonesia, Papua New Guinea and Australia. It can also be found in the United States living in trees in Florida. Tree pythons like to rest in the branches of trees. Pythons have very strong bodies that they wrap tight around the small rodents they like to eat. Python's are non-native to the United States. **Draw a wiggly line that looks like a snake on all of the parts of the map where this snake lives.**



# GREEN TREE PYTHON

# ED TREES TOO!

**Tree squirrels** live in trees in the United States, Europe and Asia. Tree squirrels have tails that are bushier than squirrels that live on the ground. The bushy tails help them balance while they are running and leaping along tree branches. Tree squirrels like living in trees because it keeps them safe from predators AND they store their food (nuts, berries and fruit) in hollow places in the trees. **Draw an "S" on the map where you live if you have ever seen a tree squirrel.**

## TREE SQUIRREL



## SQUIRREL MONKEY



**Squirrel monkeys** live in Central & South America in the canopy of trees. They like to eat berries that grow on trees, insects and other small animals that live in trees, such as tree frogs. In 1959, a squirrel monkey named Miss Baker was a passenger on a missile into space! **Write the letters "SQ" on the map where squirrel monkeys live.**

Whooooo,  
whooooo,  
whooooo.



## OWL

**Owls** are birds that live in trees all over the world. Owls usually sleep during the day and come out at night. They make hooting calls that sound like they are saying, "whooooo, whooooo, whooooo." Owls have large eyes in a flat face that make it easier for them to see food, like mice, in the dark. Their favorite places to live are in hollow trees or holes in a tree. **Draw a big "O" for owl that circles the whole map.**

## WHEN YOU'RE ALL DONE!

Pick an area on the map that you haven't marked yet. Now do a little research and learn about an animal that lives in the trees there.

What region, country or state did you pick? \_\_\_\_\_

What animal did you learn about that lives in the trees there?  
\_\_\_\_\_

# How YOU can HELP OUR FORESTS



Fill in the blanks with a vowel:  
a, e, i, o, u to make a word.



tr \_\_\_\_\_ p p r n t r l  
p t d n t l ghts s v s  
r cycl n d h lthy

Use the words to fill in the blanks in these sentences:

- 1. PLANT TREES.** Plant a native \_\_\_\_\_ in your yard or in a large \_\_\_\_\_ on your porch, deck, patio or at your school
- 2. RECYCLE.** Collect \_\_\_\_\_ and cardboard to recycle. Recycling \_\_\_\_\_ trees and other natural resources.
- 3. SAVE ENERGY.** Turn off the \_\_\_\_\_ when you leave a room. Saving energy cuts down on pollution. Pollution is harmful to forests.
- 4. REDUCE WASTE.** Don't buy things you don't \_\_\_\_\_. \_\_\_\_\_ things you don't want, use or wear anymore. Reducing waste saves landfill space and saves trees from being used to make things we don't need.
- 5. THINK ORGANIC.** Use organic and \_\_\_\_\_ materials to control pests and weeds and keep soil \_\_\_\_\_.



**GO GREEN**





Choose a tree that you like from your neighborhood and draw a picture of one of its leaves in the white box. Write a word that describes the leaf on each of the four blanks.

1. \_\_\_\_\_
2. \_\_\_\_\_
3. \_\_\_\_\_
4. \_\_\_\_\_

What species is this tree?

Do the leaves on your tree stay the same color during all twelve months of the year?

## TREE FUN

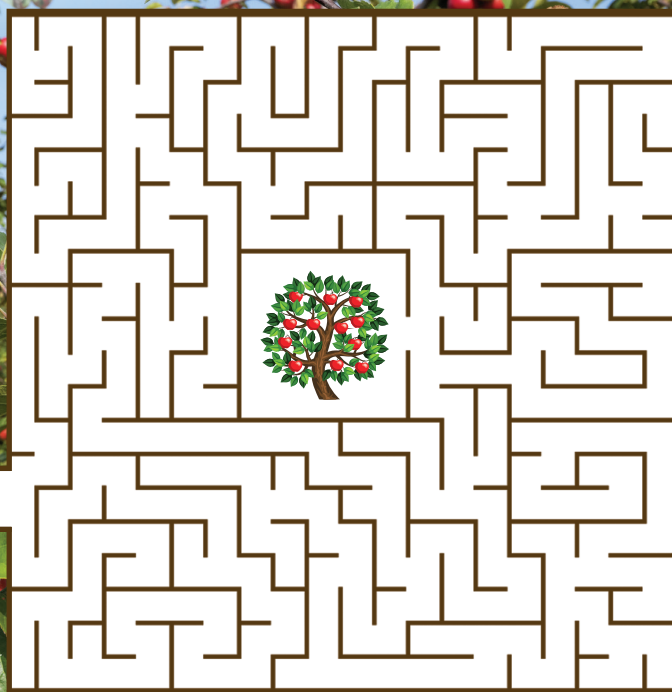
What did the tree wear to the pool party?

Find the answer somewhere in this booklet!



The 2nd and 3rd grade classes from the Greene County Elementary School are taking a field trip to the apple orchard.

HELP THEM FIND THEIR WAY!



# ASK MAXINE



**Question:** Why do leaves change colors and fall off trees?

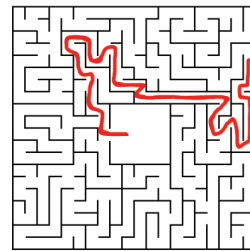
**Answer:** When the fall and winter seasons come, the Earth receives less sunlight and turns cooler. We put on our warm clothes and trees get ready for cold weather too. Trees shed their leaves to help them survive the winter. Trees lose a lot of water through their leaves that they can't replace during the cold months. They seal off the spots where the leaves grow. As the leaves die they change colors. When spring comes and the temperatures warm up, trees sprout new leaves!




Maxine worked for NACD for 47 years. That's why we always ask Maxine.

## Who is a forestry hero in your community?

Ask family and friends and write their name here.



Pg. 6



Pg. 2

**Answer Key:** Pg. 2 Take a deep breath-nose, Trees help cool-thermometer, Forests help make-it rain-cloud. Tree parts have been used to make-medicine, Has your tummy growled-pancakes. Pg. 3 The crown of a tree is made up of the leaves, twigs, and branches...The trunk of the tree is the part that is above the soil, and is covered with bark. It gives the tree support to help keep it from falling down and holds up the crown. The roots of the tree are about the same size as the crown of the tree! As the tree grows and gets bigger it needs lots of roots to collect the water and nutrients it needs from the soil. Pg. 6 1. tree, 2. paper, saves 3. lights 4. need, donate 5. natural, healthy. Pg. 7 Tree Fun answer on Pg. 8 swimming trunks.

## TREE FUN

What did the tree wear to the pool party?  
**Swimming TRUNKS!**



## TREES + ME = TENNIS SHOES

Rubber contains latex that comes from trees like the Para rubber tree. Rubber comes from plantations in Asia, Thailand, Indonesia and Malaysia. Workers get the latex by "tapping" the tree which is done by making a cut in the tree bark and collecting the sticky liquid that comes out of the tree. The latex is then refined into rubber which is used in a lot of products we use every day, like tires, balloons and shoes!



[www.fs.fed.us/learn/kids](http://www.fs.fed.us/learn/kids)



[www.plt.org](http://www.plt.org)



National Association of Conservation Districts

National Association of Conservation Districts (NACD)

[www.nacdnet.org](http://www.nacdnet.org)

Special thanks to the NACD S&E Committee and reviewers.

NACD [stewardship@nacdn.net](mailto:stewardship@nacdn.net)

Content Writer/Researcher: Teresa D. Southerland

Booklet designed by Willow Marketing, Indianapolis, IN

Visit: <http://www.nacdnet.org/conservation-education-hub/> for the educators guide and additional resources.

Booklet designed for use with Grades 2-3

© NACD 2020 [www.nacdnet.org](http://www.nacdnet.org)